





# SAMPLE PLAYER POINTS SHEET





1											
   											
	LABOUR BANK	SPENT (-)	EARNED (+)	LABOUR BALANCE*	WATER BANK	SPENT (-)	EARNED (+)	WATER BALANCE**	WINE	TOMATOES	ROUND TOTAL
INITIATION											
ROUND 1											
ROUND 2											
ROUND 3											
ROUND 4											
ROUND 5											
ROUND 6											

\*LABOUR BALANCE= LABOUR BANK-USED+GAINED

\*\*WATER BALANCE=WATER BANK-USED+GAINED

# PLAYER POINTS SHEET

## PORTUGAL






1												
   												
	LABOUR BANK	SPENT (-)	EARNED (+)	LABOUR BALANCE*	WATER BANK	SPENT (-)	EARNED (+)	WATER BALANCE**	WINE	TOMATOES	ROUND TOTAL	
INITIATION												
ROUND 1												
ROUND 2												
ROUND 3												
ROUND 4												
ROUND 5												
ROUND 6												

\*LABOUR BALANCE= LABOUR BANK-USED+GAINED

\*\*WATER BALANCE=WATER BANK-USED+GAINED

# PLAYER POINTS SHEET

## BELGIUM







											
	LABOUR BANK	SPENT (-)	EARNED (+)	LABOUR BALANCE*	WATER BANK	SPENT (-)	EARNED (+)	WATER BALANCE**	MEAT	POTATOES	ROUND TOTAL
INITIATION											
ROUND 1											
ROUND 2											
ROUND 3											
ROUND 4											
ROUND 5											
ROUND 6											

\*LABOUR BALANCE= LABOUR BANK-USED+GAINED

\*\*WATER BALANCE=WATER BANK-USED+GAINED

# PLAYER POINTS SHEET

## CYPRUS






     												
		LABOUR BANK	SPENT (-)	EARNED (+)	LABOUR BALANCE*	WATER BANK	SPENT (-)	EARNED (+)	WATER BALANCE**	MILK/BUTTER	LEMONS	ROUND TOTAL
INITIATION												
ROUND 1												
ROUND 2												
ROUND 3												
ROUND 4												
ROUND 5												
ROUND 6												

\*LABOUR BALANCE= LABOUR BANK-USED+GAINED

\*\*WATER BALANCE=WATER BANK-USED+GAINED

# PLAYER POINTS SHEET

## HUNGARY






											
	LABOUR BANK	SPENT (-)	EARNED (+)	LABOUR BALANCE*	WATER BANK	SPENT (-)	EARNED (+)	WATER BALANCE**	PIG	OAT	ROUND TOTAL
INITIATION											
ROUND 1											
ROUND 2											
ROUND 3											
ROUND 4											
ROUND 5											
ROUND 6											

\*LABOUR BALANCE= LABOUR BANK-USED+GAINED

\*\*WATER BALANCE=WATER BANK-USED+GAINED

# PLAYER POINTS SHEET

## ESTONIA






											
	LABOUR BANK	SPENT (-)	EARNED (+)	LABOUR BALANCE*	WATER BANK	SPENT (-)	EARNED (+)	WATER BALANCE**	HONEY	RYE	ROUND TOTAL
INITIATION											
ROUND 1											
ROUND 2											
ROUND 3											
ROUND 4											
ROUND 5											
ROUND 6											

\*LABOUR BALANCE= LABOUR BANK-USED+GAINED

\*\*WATER BALANCE=WATER BANK-USED+GAINED

# PLAYER POINTS SHEET

## SWEDEN

    												
		LABOUR BANK	SPENT (-)	EARNED (+)	LABOR BALANCE*	WATER BANK	SPENT (-)	EARNED (+)	WATER BALANCE**	SUGAR	SUGAR BEET	ROUND TOTAL
INITIATION												
ROUND 1												
ROUND 2												
ROUND 3												
ROUND 4												
ROUND 5												
ROUND 6												

\*LABOUR BALANCE= LABOUR BANK-USED+GAINED

\*\*WATER BALANCE=WATER BANK-USED+GAINED